


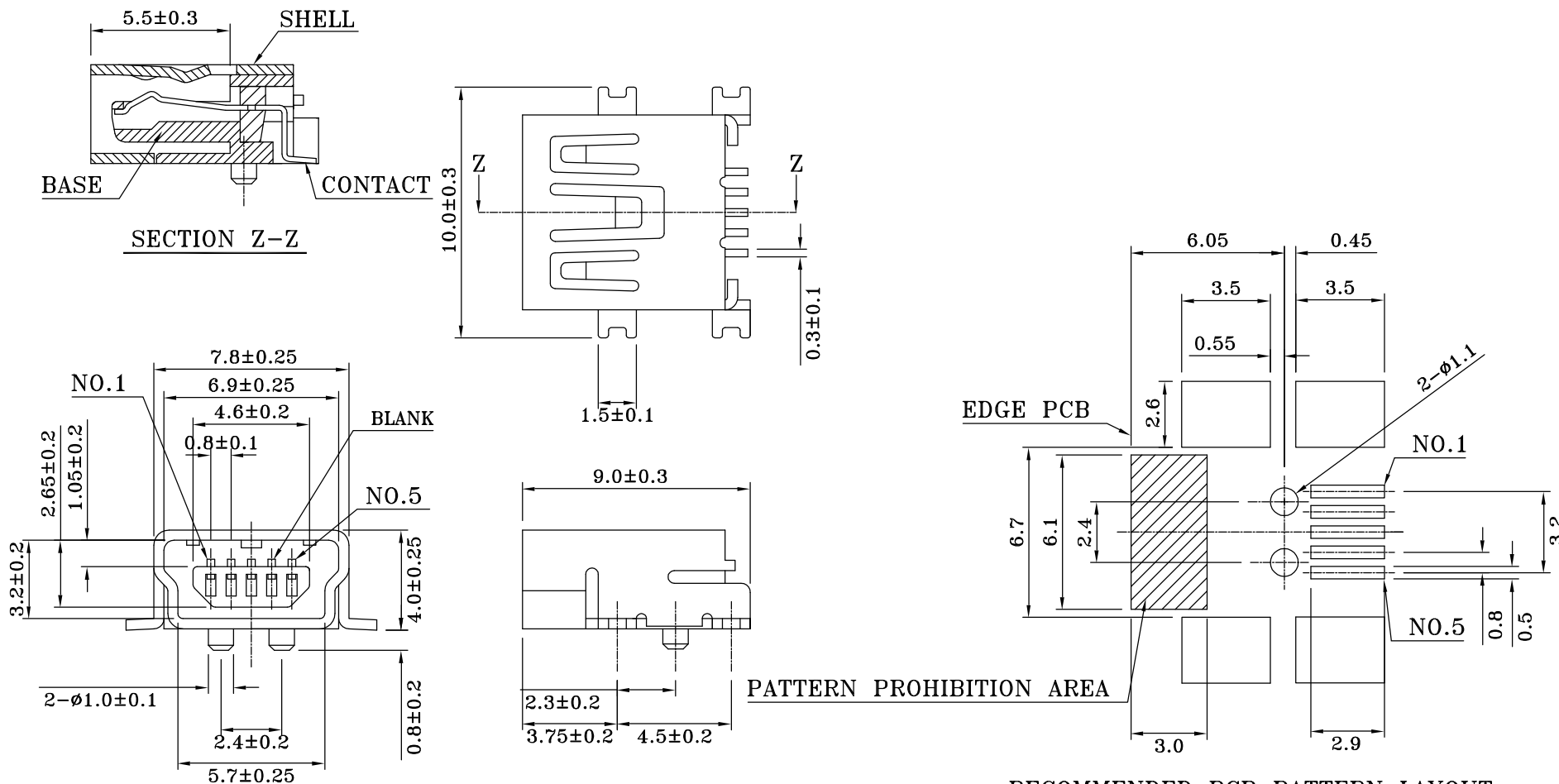
ORDER INFORMATION:

$$\text{SUSBM1} - \frac{5}{a} 2 - 0 \frac{D}{b}$$

- a. Pin No. : 5
 b. Pack Selection :
 D : Disk Pack


VERSION & EC DESCRIPTION			
DATE	VERSION	PAGE	DESCRIPTION
2005/03/14	A	4-5	Add SUSBM1-52-0D Plan

GENERAL TOLERANCE	DRAW DATE	2006/01/20 H. D. LI	PART NO
X. ± X.XX	DESIGN	H. D. LI	SUSBM1-52-0D
.X ± X.XX	CHECKED	Y. M. LU	TITLE
.XX ± X.XX	APPROVED	J. F. KANG	USB MINI B CONNECTOR CONTACT-SMT, SHIELD-SMT
.XXX ± X.XX	UNIT :mm		 宏揚精密有限公司 HOJAR PRECISION CO., LTD.



RECOMMENDED PCB PATTERN LAYOUT
(PCB THICKNESS:0.8±0.1)

NO.	NAME	MATERIAL	FINISH	REMARK	Q'TY
1	HOUSING	NYLON PA9T G.F	BLACK		1
2	PIN TERM.	PBS t:0.2	GOLD/TIN PLATED	Gold:30u";Ni40-60u";TIN:120u" (100% pure Tin of lead free plating)	5
3	SHELL	BRASS t:0.4	NICKEL PLATED	Ni:80-120u"	1

GENAL TOLERANCE X. ± X.XX .X ± X.XX .XX ± X.XX .XXX ± X.XX	DRAW DATE	2006/01/10 H. D. LI	PART NO SUSBM1-52-0D
	DESIGN	H. D. LI	
	CHECKED	Y. M. LU	TITLE USB MINI B CONNECTOR CONTACT-SMT, SHIELD-SMT
	APPROVED	J. F. KANG	 宏揚精密有限公司 HOJAR PRECISION CO., LTD.
UNIT :mm			